

S 6535

Download photos and docs on qlima.com!



SPLIT AIR CONDITIONER

Product data sheet

Brand name	Qlima	
Model	S 6535	
Sound power level indoor	dB(A)	54
Sound power level outdoor	dB(A)	58
Refrigerant GWP	<p>Refrigerant leakage contributes to climate change. Refrigerant with lower global warming potential (GWP) would contribute less to global warming than a refrigerant with higher GWP, if leaked to the atmosphere. This appliance contains a refrigerant fluid with a GWP equal to 675. This means that if 1 kg of this refrigerant fluid would be leaked to the atmosphere, the impact on global warming would be 675 times higher than 1 kg of CO₂, over a period of 100 years. Never try to interfere with the refrigerant circuit yourself or disassemble the product yourself and always ask a professional.</p>	
SEER ¹ / energy efficiency class average season ¹	8.5 / A+++	
Indicative annual electricity consumption during cooling season (Qce)	kWh/a	144
Design load (capacity) in cooling mode	Pdesignc kW	3.5
SCOP ¹ / energy efficiency class	4.6 / A+++	
Indicative annual electricity consumption during average heating season (Qhe)	kWh/a	791
Declared suitable regions (W/A/C)	W / A / C	
Design load (capacity) in heating mode	Pdesignh kW	2.6
Declared capacity at reference design condition (heating average season)	kW	2.301
Back up heating capacity at reference design condition (heating average season)	kW	0.299

Product specifications

Colour	Qlima white
EAN code indoor unit	8713508789798
EAN code outdoor unit	8713508789811

Technical specifications

		Cooling	Heating
Capacity min - max	kW	3.5(0.88 - 4.75)	3.8(0.79 - 6.51)
Power consumption (nom.)	kW	0.88	0.93
Power supply	V/Hz/Ph	220-240~ 50 / 1	
Current (max)	A	10	
Air flow (min-max.) ²	m ³ /h	520/370/310	
For rooms up to ²	m ³	95 - 235	
Dehumidification capacity ³	L/24 h	29	
Indoor unit operating range cooling / heating	°C	16~32	0~30
Outdoor unit operation range cooling / heating	°C	-15~50	-25~24
Thermostatic range	°C	16-30	
Sound pressure level indoor (low)	dB	20	
Sound pressure level outdoor	dB	57	
Fan speed		3 positions	
Control		Remote Control	
Air filter	type	Screen/Cold catalyst	
Refrigerant type / charge ⁴	R / gr	R32 / 700	
CO ₂ equivalent	tonnes	0.470	
Max. length refr. pipe between in- / outdoor unit ⁶	m	25	
Max. diff. in height between in- / outdoor unit	m	10	
Diameter for connection	Liquid side ø mm	6.35 (1/4)	
	Gas side ø mm	9.52 (3/8)	
Dimensions indoor (w x d x h)	mm	835x208x295	
Dimensions outdoor (w x d x h)	mm	765x303x555	
Compressor type		rotary / GMCC	
Protection class indoor	IP	X0	
Protection class outdoor	IP	X4	
Weight indoor	kg	8.7	
Weight outdoor	kg	29.6	
Guarantee ⁷	years	2/4	

¹ Measured conform EN 14825 / EN 14511 / EN 12102

² To be used as indication

³ Moisture removal at 32°C, 80% RH

⁴ Precharge sufficient for max 5 meters piping

⁶ When over 5 mtrs additional refrigerant is needed.

Check manual

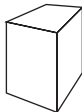
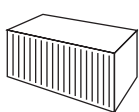
⁷ 4 years on compressor. 2 years on other components

Accessories

Remote control	
Remote control holder	
2 pcs. AAA batteries	
4 metres drainage tube	
User manual	
Installation manual	
Wi-Fi kit	

Most important spare parts

Spare part description	EAN Code



20 ft = 99
40 ft = 208
HQ = 240

W x D x H =
in: 875x285x375mm
out: 887x337x610mm

Gross =
11.1 kg/
29.4 kg

Qlima

S 6535

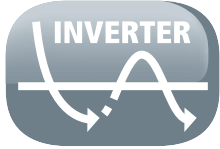
SPLIT AIR CONDITIONER



Wireless smart kit



3 functions in 1



Inverter technology



Extra frost protection in outdoor unit



Anti-corrosion treatment



Home freezing prevention



Environmental friendly refrigerant



2-layer air filter



Remote control with LCD-display



Timer



Sleep mode

Features

Option: Wireless smart kit:

The air conditioning is suitable to connect the convenient Qlima wireless smart kit. This kit enables a total control over your home comfort. Download the app and you can control your air conditioner with your smartphone from anywhere.

Cooling + dehumidifying + heating (heat pump):

The air conditioning is a complete air treatment system. It can cool, dehumidify and heat the air.

Air conditioning:

In COOLING mode the unit produces a pleasant and refreshing cool airflow.

Heating:

In HEATING mode the unit produces a warm and comfortable airflow. Because also the free of charge energy from the outdoor air is used to increase the efficiency of the system.

Dehumidifying:

In DRY mode the unit dehumidifies the air in the room as efficient as possible. Note: In COOLING mode the air is also dehumidified.

Inverter technology: maximum comfort:

The Qlima DC Inverter Wall Mounted Split air conditioner continuously adjusts the cooling and heating capacity according to the desired room temperature. When the desired temperature is reached, the compressor speed is gradually decreased to maintain the room temperature with a minimum of variation. By varying gradually the compressor capacity, the expected lifetime as well as the experienced comfort level will increase. Looking at the experienced comfort level for the user of the inverter system: Non-inverter air conditioners, which operate at a constant speed, must turn on/off the compressor to control the room temperature causing less comfortable temperature fluctuations.

Inverter technology: minimum energy consumption:

The compressor starts to slow down as the room temperature reaches the desired temperature. As a result, the overall power consumption is reduced significantly (up to 35% less than non inverter/ conventional types).

EXTRA: frost protection in outdoor unit:

The outdoor unit is provided with a PTC heating cable. When the system is working as a heater in the wintertime the PTC heating cable will keep the drip pan in the outdoor unit clear of ice, making sure the condensate water can reach the drain point. Furthermore also the compressor crankcase is provided with a heating cable. Ensuring the unit can perform and start up at extreme weather conditions.

EXTRA: anti-corrosion treatment in outdoor unit:

The Qlima Golden Fin corrosion treatment on the outdoor condenser heat exchanger improves the heating efficiency and accelerates the defrosting process. The unique anti corrosive Golden Fin coating can withstand salty air and rain in a superb way resulting in a longer expected lifetime of the condenser.

EXTRA: Home Freezing prevention Button:

Upon pressing this button the unit will go into the freezing prevention mode. The unit will overrule the indoor temperature setting and set it to approx 8-10°C. In this way preventing your home from freezing during cold periods at the lowest possible energy consumption. When this mode is selected the indoor unit display will show "FP". This button can only be operated in heating mode.

Environment friendly refrigerant R32:

The most preferred and environmental friendly refrigerant R32 is used in the air conditioner.

Automatic low sound mode:

This air conditioner is equipped with a special automatic low sound mode which will be automatically activated when the room temperature has reached the desired set point temperature. In this automatic mode the air conditioner will operate on a whispering quiet level.

Turbo mode:

With the Turbo mode the air conditioner will reach the preset temperature in the shortest possible time.

2-layer air filter:

The air conditioner is equipped with a 2 layer filter. The cold catalyst filter removes dust, unpleasant odours and other harmful gases from the air. The screen filter removes the larger particles from the air. The screen filter can be cleaned with a vacuum cleaner and/or lukewarm water.

Remote control with LCD screen:

The unit can be operated with an easy to handle remote control including LCD-display. Using the remote control the air conditioner can be operated up to a distance of approx. 8 metres.

Remote control holder:

The remote control can be placed in the wall mounted remote control holder which is delivered together with the unit.

Adjustable airflow:

The up-down airflow can be automatically changed by using the SWING mode. The left-right airflow can be changed manually.

Sleep Mode:

This function enables the air conditioner to increase (cooling) or decrease (heating) automatically 1°C per hour for the first two hours and then maintain the same temperature for five hours after which the air conditioner will stop operating automatically. It maintains the most comfortable temperature and saves energy at the same time.

Fan speed setting: Select with FAN speed button:

Automatic, Low, Medium or High. The LCD display on the remote control will show the chosen speed.

Automatic operation:

The air conditioning system can be set to automatic operation for the most suitable MODE: Cooling, Dehumidifying or Heating, monitoring the indoor temperature.

Auto restart function:

If there is any power failure during operation, the operation status before power failure is memorised and the unit starts operating automatically after power recovery.

Timer:

Use TIMER or set a working time between 30 minutes and 24 hours. The preset time appears in the display of the remote control. The unit switches ON or OFF automatically when this time is passed.

Standby mode:

This energy saving feature enables the unit to stay in standby mode (only 1 W energy consumption).

Full colour box:

The unit is delivered completely with all auxiliary parts in a full colour box showing application and operation information in multiple languages.